



The **OctaFlow™ III** is the latest edition in ALA's lineup

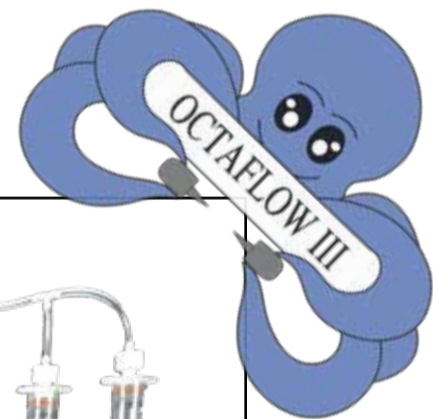
OctaFlow™ III is our most versatile drug application device for electrophysiology and imaging research..



The **OctaFlow™ III** offers the following user benefits:

- Modular banks of reservoirs for up to 16 samples per experiment
- Choice of valves for rapid exchange or minimal maintenance
- Valve-control of solution flow instead of motorized manipulation of barreled pipettes, minimizing sample losses following solution exchange
- Keyboard solution selection, for exchange "on the fly"
- Trigger in/out for synchronization with 3rd party data acquisition systems
- Millisecond solution exchange time
- Output manifold can be independently flushed
- Preprogrammed solution selection from GUI or manual
- Choice of reservoir sizes (1ml, 5ml, 10ml, or 60ml; 5ml standard). (glass options available)
- Rapid flush mode for easy cleaning of system
- Pressurization of fluids for optimal output
- Programmable analog output reports valve identification, step number on time to data acquisition system
- USB 3.0 compatible for fast PC communication
- Windows 11 compatible
- Small footprint for convenient placement and has a spill sensor

OctaFlow™ III Shown With Isolation & Pinch Valves:

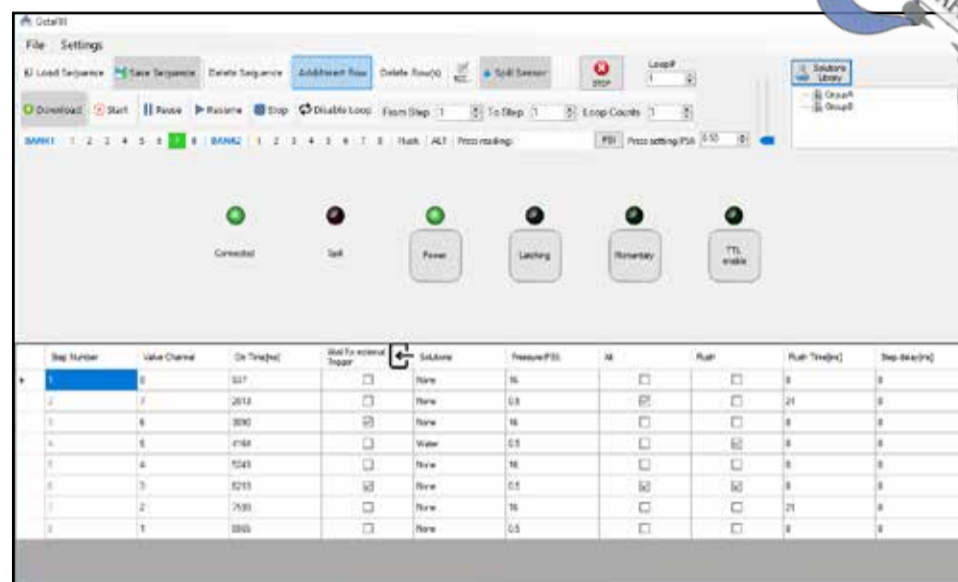
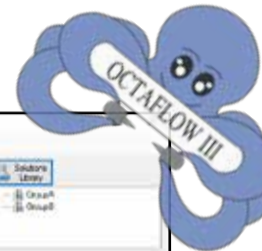


OctaFlow™ III, Software

The **OctaFlow™ III** is a fully software-controlled system. The software provides five areas of functionality detailed below.

OctaFlow™ III software offers “on the fly” control of pressure and time settings, analog output control, input/output triggers, and lots more!

1. Spike and Hold voltage for each valve to optimize performance. Valve and reservoir configurations can be saved for future experiments. Customization includes unique pressures and labels for individual reservoirs as well as unique voltages for individual valves.
2. Perfusion sequence setup includes parameters such as valve open times, flush time, delay time, and output trigger in a flexible, easy-to-use spreadsheet format.
3. Program run control allows for initiation and termination of protocols while monitoring progress and configuration settings, including Trigger in.
4. Manual control can be achieved through individual activation. Hot keys are integrated for on-the-fly control. Manual sequences can be saved for use as future sequences.
5. Additional tools, available for greater scope of performance. Initiate automated cleaning sequences, looping function, select global software settings, and create log files.



**Sample pressurized flow rate:
1ml in 9 minutes at 10 PSI/ 70kPa through QMM
Micromanifold® with 100µm ID tubes**

Ordering Information key code:

OctaFlow^{XXY/Z}:

XX = # of valves: specify 8, 16, 24, or 32 valves;

Y = type of valve: order **CL** for isolation valve or **P** for 3-way pinch valve;

Z = # of **QMM MicroManifolds®** included - Order 1, 2, or 3 where:

1 = **QMM** type is same as the number of valves ordered - 1 **QMM** included with 1 flush valve

2 = **QMM-16** is included as base and 2 flush valves

3 = **2 x QMM-8** is included

4 = 4 x **QMM-8**'s are included with 4 flush valves.

Examples of ordering code:

OctaFlow16P/2: 16 channel pinch valve system with 1 x **QMM-16 MicroManifolds®** and flush valves.

OctaFlow8CL/3: 16 channel isolation valve system with 2 x **QMM-8 MicroManifolds®**.

OctaFlow III™ Specifications*:

Max. # of perfusion valves: 16	Max. suction developed via internal Venturi pump: -0.265bar
Max. # of valves/Bank: 8 valves/bank, up to 2 banks	Typical speed of pressure rise: 0.693bar/sec
Max. current output per valve: 100mA (Isolation valve) 350 mA (Pinch)	Sample flow rate: 1ml in 9 min. @ 10psi w/standard QMM
Max. Voltage Per Valve: 21 volts	Standard QMM: 8 tubes @ 100µm ID, 9 th tube @ 200µm ID, 100µm ID tip
Max. ontime per valve: no limit Min. ontime per valve: 2ms @ 12V & 1ms @ 18V	USB 3.0: Support Software is compatible with Windows 10 &11 (64-bit)
Max. input pressure: 60psi/4.1 bar	Power Requirements: 120/220V
Max. pressure applied: 25psi/1.7bar	OctaFlow Interface: 23x19x9.5cm 1.7kg
Max. No. of Sequence Steps: 500	Programmable Voltage Range: 1-21volts/valve
*specifications are subject to change without prior notifications	



Web: www.alasience.com

E-mail: sales@alascience.com